

Arculus Fixed Income Fund

Asset Class: Australian Fixed Income

Rating



STAR RATING: Investment products are awarded a star rating out of a possible five stars and placed on the following websites: www.sqmresearch.com.au

This High Investment grade rating indicates that the fund has the potential to be an outperforming fund over the medium term as well as the fund manager, Arculus Funds Management.

Fund objective.

To provide income and capital stability and a high degree of liquidity in all market conditions. The total return will mainly comprise income from security income payments. The target rate of return is the Bank Bill Swap Rate plus 1.5% before fees.

Fund strategy.

The investment strategy of the Arculus Fixed Income Fund is to identify appropriate investments from the pool of Australian sovereign and Australian senior bank bonds that are expected to generate a sufficiently high yield, commensurate with the assumed risk, with minimum volatility of returns. The Fund is not benchmark aware so is without a duration target. It is focused on achieving an absolute return of the 90-day BBSW rate plus 150bps. The Fund is best suited to investors who seek a low to medium risk investment over a 1 to 3-year period.

Arculus Fixed Income Fund.

- Aim: capital preservation with yield above bank bills. Target BBSW + 1.5%.
- Holds only Australian senior bank securities and sovereign debt issued by commonwealth and state governments.
- All holdings must be REPO eligible - this provides enormous liquidity.
- No leverage. No shorting no currency risk.
- Management Fee 0.368% +GST, NO performance fees.

Arculus risk management.

Arculus is focused on capital preservation. Risk management is central to our investment approach and our operating structures. There are no performance fees that conflict with risk minimisation and Arculus outsources the other fund roles of Administration, Custody, and the Responsible Entity to external, independent groups. This is done to ensure integrity in the unit pricing, reporting and mandate compliance.

Current portfolio characteristics

- Running yield 5.24 %
- YTM 5.11 %
- Credit duration 0.60
- Fixed duration 0.18
- Fixed rate 10.5 %
- Floating rate 50.75 %
- Ave. years to maturity 2.31

Fund details

- Fund size: \$71m.
- Redemptions typically met T+3.
- APIR DDH8305AU.
- Minimum Investment \$2,000. Distributions reinvestment.
- No performance fees.
- On all major platforms.

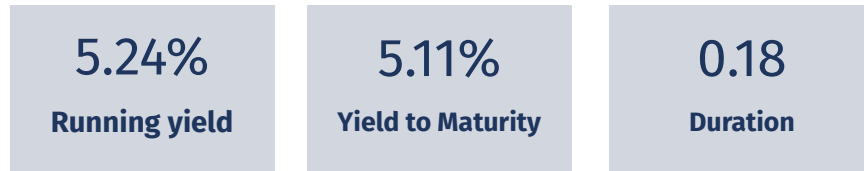
Contact

Sunetha Parag sunetha@arculus.com.au
CEO with focus on Finance & Internal Compliance

Consistent returns aiming for cash + 1.50%

Current yields and risk*

Yields constantly rising with the 2023 cash rate increases, low interest rate exposure.



*As at 31 March. See also the portfolio characteristics table in panel at left.

Liquid, nimble and actively managed to increase returns and minimise risks

Rolling 12m returns rising reflecting the increasing cash rate: 3m ann. returns 6%+.

Performance to 30 April 2024 (annualised)

	1M	3M	6M	1Y	2Y	3Y	5Y	Since Inception
Total Return	0.48%	1.75%	3.58%	5.60%	3.94%	1.13%	1.18%	1.51%
Cash Dist.	0.00%	1.13%	2.31%	4.59%	3.33%	2.51%	2.12%	2.18%
Growth	0.48%	0.62%	1.27%	1.01%	0.62%	-1.38%	-0.94%	-0.67%
Index	0.35%	1.07%	2.17%	4.24%	3.30%	2.19%	1.55%	1.64%

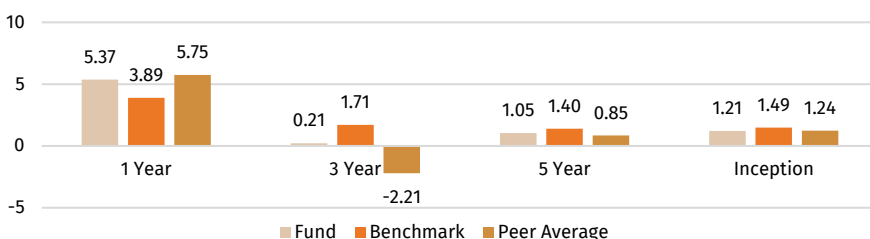
* Fund returns are net of all fees. Returns are calculated using exit prices and are calculated after all fees and costs have been deducted, assumes any distributions are reinvested, and no allowance made for tax. The "distribution" component represents the amount paid by way of distribution, including net realised capital gains. Numbers may not sum due to rounding. Past performance is not an indicator of future performance.

The benchmark is the Bloomberg Australian Bank Bill Index.

Above-average performance over most time frames

SQM Research shows consistent outperformance of peers over past 5 years.

Total return % pa (Feb 2024)

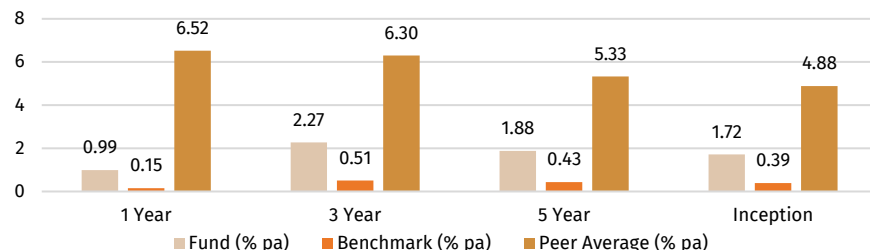


SQM Research

A vastly lower level of volatility than peers indicating better risk management

Better quality assets than peers and superior ability to navigate market risks.

Volatility % pa (Feb 2024)



SQM Research

Disclaimer. This document is not a recommendation to acquire a particular financial product. The information in this document is of a general nature only. Arculus Funds Management (Arculus) has not considered the investment objectives, financial situation or needs of any person or entity, when preparing this document. Persons should refer to the Product Disclosure Statement of this product and seek professional advice before relying on the information. Information used in this publication has been prepared in good faith by Arculus. Arculus warrants the accuracy of the information, and to the extent permitted by law, disclaim responsibility for any loss or damage of any nature whatsoever which may be suffered by any person directly or indirectly through relying upon it, whether that loss or damage is caused by any fault or negligence of Arculus. Past performance is not indicative of future performance. Charts source SQM Research.